

Verification of Data Layout Transformations


Ramon Fernández Mir

with Arthur Charguéraud

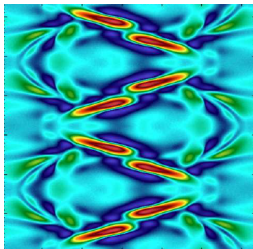
Inria

17/09/2018

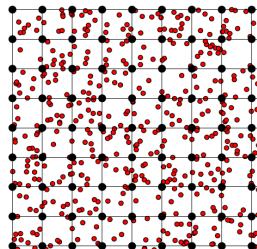
Motivating example



ITER tokamak



Plasma physics



PIC simulation

Challenges:

- Exploit data-level parallelism.
- Use domain-specific knowledge of the code.
- Do it without introducing any bugs.

Motivating example - initial code

```
typedef struct {
    // Position
    float x, y, z;
    // Other fields
    float vx, vy, vz, c, m, v;
} particle;

particle data[N];

for (int i = 0; i < N; i++) {
    // Some calculation involving data[i]
}
```

Motivating example - splitting

Suppose that the calculation uses mainly the position.

```
typedef struct {  
    float vx, vy, vz, c, m, v;  
} cold_fields;
```

```
typedef struct {  
    float x, y, z;  
    cold_fields *other;  
} particle;
```

```
particle data[N];
```

Motivating example - peeling

Typically, cold fields are stored in a different array.

```
typedef struct {  
    float vx, vy, vz, c, m, v;  
} cold_fields;
```

```
typedef struct {  
    float x, y, z;  
} hot_fields;
```

```
cold_fields other_data[N];  
hot_fields pos_data[N];
```

Motivating example - AoS to SoA

Now, say that we want to take advantage of vector instructions.

```
typedef struct {  
    float x[N];  
    float y[N];  
    float z[N];  
} hot_fields;  
  
hot_fields pos_data;
```

Motivating example - AoS to AoSoA

But without reducing too much the locality between accesses to fields of the original struct.

```
typedef struct {  
    float x[B];  
    float y[B];  
    float z[B];  
} hot_fields;
```

```
hot_fields pos_data[ceil(N/B)];
```

Motivating example - summary

In short, the transformations we have seen are:

- Splitting.
- Peeling.
- AoS to SoA.
- AoS to AoSoA.

Motivating example - summary

In short, the transformations we have seen are:

- Splitting.
- Peeling.
- AoS to SoA.
- AoS to AoSoA.

E.g., when applying all these transformations, an access of the form:

```
data[i].x
```

becomes:

```
pos_data[i/B].x[i%B]
```

Project goals

- Find the basic transformations that combined give rise to the ones we are interested in.

Project goals

- Find the basic transformations that combined give rise to the ones we are interested in.
- Formalize a C-like language with arrays, structs and pointers.
 - Equipped with a high-level semantics, to simplify the proofs.
 - Equipped with a low-level semantics, to be closer to C.

Project goals

- Find the basic transformations that combined give rise to the ones we are interested in.
- Formalize a C-like language with arrays, structs and pointers.
 - Equipped with a high-level semantics, to simplify the proofs.
 - Equipped with a low-level semantics, to be closer to C.
- Define the transformations and prove their correctness.

Basic transformations – overview

1. Field grouping

```
// Before
typedef struct {
    int a, b, c;
} s;
```

```
// After
typedef struct {
    int b, c;
} sg;
```

```
typedef struct {
    int a; sg fg;
} s';
```

2. Array tiling

```
// Before
typedef int a[N];
```

```
// After
typedef int a'[N/B][B];
```

3. AoS to SoA

```
// Before
typedef struct {
    int a, b;
} s;
```

```
// After
typedef struct {
    int a[N]; int b[N];
} s';
```

4. Adding indirection

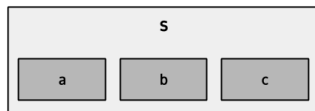
```
// Before
typedef struct {
    int a; T b;
} s;
```

```
// After
typedef struct {
    int a; T *b;
} s';
```

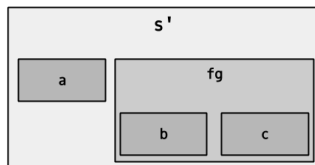
Basic transformations - grouping

1. Field grouping

```
// Before  
typedef struct {  
    int a, b, c;  
} s;
```



```
// After  
typedef struct {  
    int b, c;  
} sg;  
  
typedef struct {  
    int a; sg fg;  
} s';
```

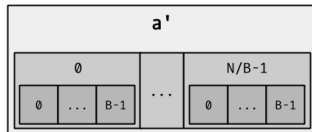
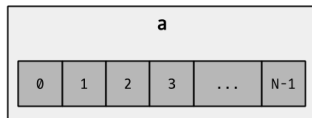


Basic transformations - tiling

2. Array tiling

```
// Before  
typedef int a[N];
```

```
// After  
typedef int a'[N/B][B];
```

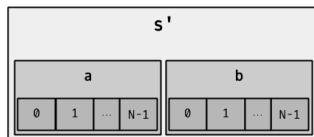
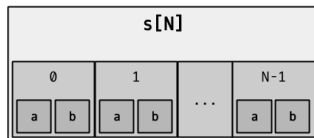


Basic transformations - AoS to SoA

3. AoS to SoA

```
// Before  
typedef struct {  
    int a, b;  
} s;
```

```
// After  
typedef struct {  
    int a[N]; int b[N];  
} s';
```

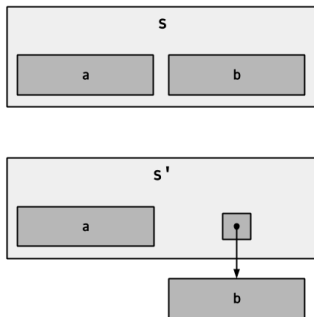


Basic transformations - indirection

4. Adding indirection

```
// Before  
typedef struct {  
    int a; T b;  
} s;
```

```
// After  
typedef struct {  
    int a; T *b;  
} s';
```



Basic transformations - justification

- **Splitting:** Field grouping and then adding indirection on the field holding the group.
- **Peeling:** Field grouping twice.
- **AoS to SoA:** AoS to SoA.
- **AoS to AoSoA:** Array tiling and then AoS to SoA on the tiles.

Language overview - values and terms

Inductive val : Type :=

```
| val_error : val
| val_unit : val
| val_uninitialized : val
| val_bool : bool → val
| val_int : int → val
| val_double : int → val
| val_abstract_ptr : loc → accesses → val
| val_array : typ → list val → val
| val_struct : typ → map field val → val
```

Inductive trm : Type :=

```
| trm_var : var → trm
| trm_val : val → trm
| trm_if : trm → trm → trm → trm
| trm_let : bind → trm → trm → trm
| trm_app : prim → list trm → trm
| trm_while : trm → trm → trm
| trm_for : var → val → val → trm → trm.
```

Language overview - primitive operations

```
Inductive prim : Type :=
| prim_binop : binop → prim
| prim_get : typ → prim
| prim_set : typ → prim
| prim_new : typ → prim
| prim_new_array : typ → prim
| prim_struct_access : typ → field → prim
| prim_array_access : typ → prim
| prim_struct_get : typ → field → prim
| prim_array_get : typ → prim
```

Examples of the semantics of our language compared to C:

get ptr	=> *ptr	array_access ptr i	=> ptr + i
set ptr v	=> *ptr = v	struct_access ptr f	=> &(ptr->f)
new T	=> malloc(sizeof(T))	struct_get s f	=> s.f

where pointers are represented as pairs:

```
(l, (access_field T f)::(access_array T' i)::nil)
```

which would correspond to the address:

```
l + field_offset(f) + i * sizeof(T')
```

Language overview - semantics

Some crucial definitions:

Definition `typdefctx := map typvar typ.`

Definition `stack := Ctx.ctx val.`

Definition `state := map loc val.`

Language overview - semantics

Some crucial definitions:

Definition $\text{typdefctx} := \text{map typvar typ}$.

Definition $\text{stack} := \text{Ctx.ctx val}$.

Definition $\text{state} := \text{map loc val}$.

And the relation that defines the big-step reduction rules:

Inductive $\text{red} : \text{typdefctx} \rightarrow \text{stack} \rightarrow \text{state} \rightarrow \text{trm} \rightarrow \text{state} \rightarrow \text{val} \rightarrow \text{Prop}$

Language overview - typing

The allowed types are:

```
Inductive typ : Type :=  
| typ_unit : typ  
| typ_int : typ  
| typ_double : typ  
| typ_bool : typ  
| typ_ptr : typ → typ  
| typ_array : typ → option size → typ  
| typ_struct : map field typ → typ  
| typ_var : typvar → typ.
```

Language overview - typing

The allowed types are:

```
Inductive typ : Type :=  
  | typ_unit : typ  
  | typ_int : typ  
  | typ_double : typ  
  | typ_bool : typ  
  | typ_ptr : typ → typ  
  | typ_array : typ → option size → typ  
  | typ_struct : map field typ → typ  
  | typ_var : typvar → typ.
```

With their corresponding definitions (analogous to stack and state):

Definition gamma := Ctx.ctx typ.

Definition phi := map loc typ.

Language overview - typing

The allowed types are:

```
Inductive typ : Type :=  
  | typ_unit : typ  
  | typ_int : typ  
  | typ_double : typ  
  | typ_bool : typ  
  | typ_ptr : typ → typ  
  | typ_array : typ → option size → typ  
  | typ_struct : map field typ → typ  
  | typ_var : typvar → typ.
```

With their corresponding definitions (analogous to stack and state):

```
Definition gamma := Ctx.ctx typ.
```

```
Definition phi := map loc typ.
```

Typing is defined as the following relation:

```
Inductive typing : typdefctx → gamma → phi → trm → typ → Prop
```

Language overview - properties

For memory accesses, we know the type of the data being manipulated:

```
Inductive typing_val (C:typdefctx) (f:phi) : val → typ → Prop :=
| typing_val_abstract_ptr : ∀ l p T,
  read_phi C f l p T →
  typing_val C f (val_abstract_ptr l p) (typ_ptr T)
```

```
Inductive typing (C:typdefctx) : gamma → phi → trm → typ → Prop :=
| typing_get : ∀ G f T t1,
  typing C G f t1 (typ_ptr T) →
  typing C G f (trm_app (prim_get T) (t1::nil)) T
```

Typing result for full execution:

```
Theorem type_soundness : ∀ C m t v T,
  red C empty_stack empty_state t m v →
  typing C empty_gamma empty_phi t T →
  ~is_error v →
  ∃ f, typing_val C f v T
  ∧ state_typing C f m.
```

Field grouping

The arguments of the transformation are:

- The struct name Ts.
- The fields b and c (fs).
- The new struct name Tg.
- The new field fg.

```
// Before
typedef struct {
    int a, b, c;
} Ts;
```

```
// After
typedef struct {
    int b, c;
} Tg;
```

```
typedef struct {
    int a; Tg fg;
} Ts;
```

Field grouping

The arguments of the transformation are:

- The struct name Ts.
- The fields b and c (fs).
- The new struct name Tg.
- The new field fg.

```
// Before
typedef struct {
    int a, b, c;
} Ts;
```

```
// After
typedef struct {
    int b, c;
} Tg;
```

```
typedef struct {
    int a; Tg fg;
} Ts;
```

These are used to define a transformation for:

- terms,
- values,
- accesses,
- contexts,
- states and
- stacks.

Field grouping - terms

We start with the transformation of the source code. In particular, we look at the struct access case:

```
Inductive tr_trm (gt:group_tr) : trm → trm → Prop :=
| tr_trm_struct_access_group : ∀ fs Ts fg Tg f op0 t1 op2 op1 t1',
  gt = make_group_tr Ts fs Tg fg →
  f ∈ fs →
  (* The access s.f *)
  op0 = prim_struct_access (typ_var Ts) f →
  (* The access s'.fg.f *)
  op1 = prim_struct_access (typ_var Ts) fg →
  op2 = prim_struct_access (typ_var Tg) f →
  tr_trm gt t1 t1' →
  tr_trm gt (trm_app op0 (t1::nil)) (trm_app op2 ((trm_app op1 (t1'::nil))::nil))
```

Field grouping - values

Values need to be changed in the source code. For instance, if we look at the interesting case:

```
Inductive tr_val (gt:group_tr) : val → val → Prop :=
| tr_val_struct_group : ∀Ts Tg s s' fg fs sg,
  gt = make_group_tr Ts fs Tg fg →
  fs ⊆ dom s →
  fg ∉ dom s →
  dom s' = (dom s \ - fs) ∪ {fg} →
  dom sg = fs →
  (* Contents of the grouped fields. *)
  s'[fg] = val_struct (typ_var Tg) sg →
  (∀ f ∈ dom sg, tr_val gt s[f] sg[f]) →
  (* Contents of the rest of the fields. *)
  (∀ f ∈ dom s \ fs, tr_val gt s[f] s'[f]) →
  tr_val gt (val_struct (typ_var Ts) s) (val_struct (typ_var Ts) s')
```

And in the stack and the memory so, from `tr_val`, we naturally define `tr_stack` and `tr_state`.

Field grouping - accesses

For accesses, if we look at the interesting case:

```
Inductive tr_accesses (gt:group_tr) : accesses → accesses → Prop :=
| tr_accesses_field_group : ∀Ts fs fg Tg f a0 p a1 a2 p',
  gt = make_group_tr Ts fs Tg fg →
  f ∈ fs →
  (* The access s.f *)
  a0 = access_field (typ_var Ts) f →
  (* Becomes s'.fg.f *)
  a1 = access_field (typ_var Ts) fg →
  a2 = access_field (typ_var Tg) f →
  tr_accesses gt p p' →
  tr_accesses gt (a0::p) (a1::a2::p')
```

This is used in:

```
Inductive tr_val (gt:group_tr) : val → val → Prop :=
| tr_val_abstract_ptr : ∀l p p',
  tr_accesses gt p p' →
  tr_val gt (val_abstract_ptr l p) (val_abstract_ptr l p')
```

Field grouping - typdefctx

We 'update' the type definitions context as follows:

```
Inductive tr_typdefctx (gt:group_tr) : typdefctx → typdefctx → Prop :=
| tr_typdefctx_intro : ∀Tfs Tfs' Tfsg Ts fs Tg fg C C',
  gt = make_group_tr Ts fs Tg fg →
  Ts ∈ dom C →
  dom C' = dom C ∪ {Tg} →
  (* The original map from fields to types. *)
  C[Ts] = typ_struct Tfs →
  (* The map for the new struct and for the grouped fields. *)
  tr_struct_map gt Tfs Tfs' Tfsg →
  C'[Ts] = typ_struct Tfs' →
  C'[Tg] = typ_struct Tfsg →
  (* The other type variables stay the same. *)
  (∀ T ∈ dom C \ {Ts}, C'[T] = C[T]) →
  tr_typdefctx gt C C'.
```


Field grouping - sanity checks

We need a way of checking that the transformation is well-defined.

```
Inductive group_tr_ok : group_tr → typdefctx → Prop :=
| group_tr_ok_intros : ∀Tfs Ts fs fg Tg gt C,
  gt = make_group_tr Ts fs Tg fg →
  Ts ∈ dom C →
  (* The struct Ts can be transformed. *)
  C[Ts] = typ_struct Tfs →
  Tg ∉ dom C →
  fs ⊆ dom Tfs →
  fg ∉ dom Tfs →
  (* Ts doesn't appear anywhere else in the typdefctx. *)
  (∀ Tv ∈ dom C, ~free_typvar C Tt C[Tv]) →
  group_tr_ok gt C.
```

Field grouping - sanity checks

We need a way of checking that the transformation is well-defined.

```
Inductive group_tr_ok : group_tr → typdefctx → Prop :=
| group_tr_ok_intros : ∀Tfs Ts fs fg Tg gt C,
  gt = make_group_tr Ts fs Tg fg →
  Ts ∈ dom C →
  (* The struct Ts can be transformed. *)
  C[Ts] = typ_struct Tfs →
  Tg ∉ dom C →
  fs ⊆ dom Tfs →
  fg ∉ dom Tfs →
  (* Ts doesn't appear anywhere else in the typdefctx. *)
  (∀ Tv ∈ dom C, ~free_typvar C Tt C[Tv]) →
  group_tr_ok gt C.
```

Regardless of `group_tr`, we need to check that everything is well-formed:

- The `typdefctx` is well-formed if the type definitions are productive.

Field grouping - sanity checks

We need a way of checking that the transformation is well-defined.

```
Inductive group_tr_ok : group_tr → typdefctx → Prop :=
| group_tr_ok_intros : ∀Tfs Ts fs fg Tg gt C,
  gt = make_group_tr Ts fs Tg fg →
  Ts ∈ dom C →
  (* The struct Ts can be transformed. *)
  C[Ts] = typ_struct Tfs →
  Tg ∉ dom C →
  fs ⊆ dom Tfs →
  fg ∉ dom Tfs →
  (* Ts doesn't appear anywhere else in the typdefctx. *)
  (∀ Tv ∈ dom C, ~free_typvar C Tt C[Tv]) →
  group_tr_ok gt C.
```

Regardless of `group_tr`, we need to check that everything is well-formed:

- The `typdefctx` is well-formed if the type definitions are productive.
- Terms, values, stacks and states are well-formed if all the types that appear in them exist.

Field grouping - theorem

In the end the theorem that we prove for full executions is:

Theorem `red_tr`: \forall gt C C' t t' v m,
red C empty_stack empty_state t m v \rightarrow
`~is_error` v \rightarrow
`group_tr_ok` gt C \rightarrow
`tr_typdefctx` gt C C' \rightarrow
`tr_trm` gt t t' \rightarrow
`wf_typdefctx` C \rightarrow
`wf_trm` C t \rightarrow
 \exists v' m', `tr_val` gt v v'
 \wedge `tr_state` gt m m'
 \wedge red C' empty_stack empty_state t' m' v'.

Field grouping - induction

To make the proof work we strengthen it as follows:

Theorem `red_tr_ind`: \forall gt C C' t t' v S S' m1 m1' m2,
red C S m1 t m2 v \rightarrow
`~is_error` v \rightarrow
`group_tr_ok` gt C \rightarrow
`tr_typdefctx` gt C C' \rightarrow
`tr_trm` gt t t' \rightarrow
`tr_stack` gt S S' \rightarrow
`tr_state` gt m1 m1' \rightarrow
`wf_typdefctx` C \rightarrow
`wf_trm` C t \rightarrow
`wf_stack` C S \rightarrow
`wf_state` C m1 \rightarrow
 \exists v' m2', `tr_val` gt v v'
 \wedge `tr_state` gt m2 m2'
 \wedge `red` C' S' m1' t' m2' v'.

Array tiling

We need to know:

- The name of the array being changed (T_a).
- The new name for the tiles (T_t).
- The size of the tiles (K).

Array tiling

We need to know:

- The name of the array being changed (T_a).
- The new name for the tiles (T_t).
- The size of the tiles (K).

Similarly, we also define:

- `tiling_tr_ok`,
- `tr_typdefctx`,
- `tr_accesses`,
- `tr_val`,
- `tr_stack`,
- `tr_state` and
- `tr_trm`.

In this case, we change all the instances of `t[i]` to `t[i/K][i%K]` where `t` has type `typ_var Ta`.

Array tiling - some specifics

We use:

- I for the length of the original array,
- J for the length of the array of tiles and
- K for the length of the tile.

These are related by the definitions:

Definition `nb_tiles (K I J:int) : Prop :=`
`J = I / K + If (I mod K = 0) then 0 else 1.`

Definition `tiled_indices (I J K i j k:int) : Prop :=`
`i = j * K + k`
`^ index I i`
`^ index J j`
`^ index K k.`

Array tiling - key components

The crucial case of `tr_val` from the array `aI` to `aJ` is captured by:

$$\forall i\ j\ k\ aK, \text{ tiled_indices } I\ J\ K\ i\ j\ k \rightarrow$$
$$aJ[j] = (\text{val_array } (\text{typ_var } Tt)\ aK) \rightarrow$$
$$\text{tr_val } tt\ aI[i]\ aK[k]$$

Array tiling - key components

The crucial case of `tr_val` from the array `aI` to `aJ` is captured by:

$$\forall i \ j \ k \ aK, \text{ tiled_indices } I \ J \ K \ i \ j \ k \rightarrow$$
$$aJ[j] = (\text{val_array } (\text{typ_var } Tt) \ aK) \rightarrow$$
$$\text{tr_val } tt \ aI[i] \ aK[k]$$

For the translation accesses and primitive operations, the aim is for all the accesses of the form:

$$l1 \ ++ \ (\text{access_array } (\text{typ_var } Ta) \ i)::l2$$

to be transformed to:

$$l1 \ ++ \ (\text{access_array } (\text{typ_var } Ta) \ (i/K))::(\text{access_array } (\text{typ_var } Tt) \ (i \bmod K))::l2.$$

AoS to SoA

For this transformation, we need to know:

- The name of the array being changed (T_a).
- The fields names and types of the struct being changed (Tfs).
- The size of the array (K).

AoS to SoA

For this transformation, we need to know:

- The name of the array being changed (T_a).
- The fields names and types of the struct being changed (T_f s).
- The size of the array (K).

This transformation is similar to array tiling in many ways. One key difference is that the accesses of the form:

```
l1 ++ (access_array Ta i)::(access_field (typ_struct Tfs) f)::l2
```

are transformed to:

```
l1 ++ (access_field Ta f)::(access_field (typ_array Tfs[f] K) i)::l2.
```

High-level transformations - summary

So far we have presented:

- Field grouping.
- Array tiling.
- AoS to SoA.

High-level transformations - summary

So far we have presented:

- Field grouping.
- Array tiling.
- AoS to SoA.

The correctness of these is proved!

(up to a couple axioms, e.g., results on the modulo operation)

High-level transformations - summary

So far we have presented:

- Field grouping.
- Array tiling.
- AoS to SoA.

The correctness of these is proved!

(up to a couple axioms, e.g., results on the modulo operation)

Problem: This might all be just a hack if we don't link it with a more concrete, CompCert-style semantics...

High-level to low-level transformation

The grammar is extended with:

```
Inductive val : Type :=  
  | val_concrete_ptr : loc → val  
  | val_words : list word → val.
```

```
Inductive prim : Type :=  
  | prim_ll_get : typ → prim  
  | prim_ll_set : typ → prim  
  | prim_ll_new : typ → prim  
  | prim_ll_access : typ → prim.
```


High-level to low-level transformation

The grammar is extended with:

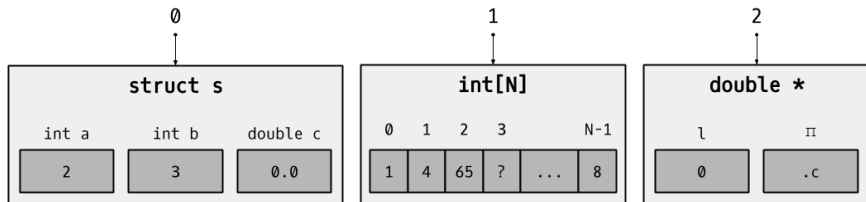
```
Inductive val : Type :=  
  | val_concrete_ptr : loc → val  
  | val_words : list word → val.
```

```
Inductive prim : Type :=  
  | prim_ll_get : typ → prim  
  | prim_ll_set : typ → prim  
  | prim_ll_new : typ → prim  
  | prim_ll_access : typ → prim.
```

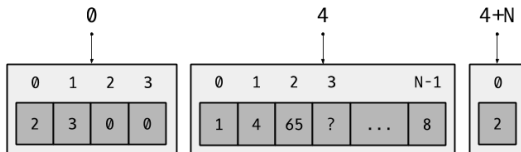
There are two sides of this transformation:

- The memory.
- The programs.

High-level to low-level transformation - memory



High-level memory.



Low-level memory.

High-level to low-level transformation - program

The values in the source code are all kept the same except for pointers:

```
Inductive tr_val (C:typdefctx) (LLC:ll_typdefctx) (a:alpha) : val → val → Prop :=  
  | tr_val_abstract_ptr : ∀ p l o,  
    tr_ll_accesses C LLC p o →  
    tr_val C LLC a (val_abstract_ptr l p) (val_concrete_ptr (a[l] + o)).
```

High-level to low-level transformation - program

The values in the source code are all kept the same except for pointers:

```
Inductive tr_val (C:typedefctx) (LLC:ll_typdefctx) (a:alpha) : val → val → Prop :=
| tr_val_abstract_ptr : ∀ p l o,
  tr_ll_accesses C LLC p o →
  tr_val C LLC a (val_abstract_ptr l p) (val_concrete_ptr (a[l] + o)).
```

For terms, as an example, a term:

```
trm_app (prim_struct_access T f) (t::nil)
```

gets translated to:

```
trm_app (prim_ll_access T[f]) (t'::(field_offset T f)::nil).
```

High-level to low-level transformation - program

The values in the source code are all kept the same except for pointers:

```
Inductive tr_val (C:typedefctx) (LLC:ll_typdefctx) (a:alpha) : val → val → Prop :=
| tr_val_abstract_ptr : ∀ p l o,
  tr_ll_accesses C LLC p o →
  tr_val C LLC a (val_abstract_ptr l p) (val_concrete_ptr (a[l] + o)).
```

For terms, as an example, a term:

```
trm_app (prim_struct_access T f) (t::nil)
```

gets translated to:

```
trm_app (prim_ll_access T[f]) (t'::(field_offset T f)::nil).
```

The semantics of `prim_ll_access` is, in fact, that of addition.

High-level to low-level transformation - LLC

The low-level context is defined as follows:

```
Record ll_typdefctx := make_ll_typdefctx {  
  typvar_sizes   : map typvar size;  
  fields_offsets : map typvar (map field offset);  
  fields_order   : map typvar (list field) }.
```

We need to ensure coherency between the type definition context (C) and the low-level context (LLC). In particular:

- The type variable sizes in LLC match with the types in C.
- The field offsets match with the order of the fields and the sizes of each of their types.

High-level to low-level transformation - theorem

The goal is to prove:

Theorem `red_tr_warmup` : $\forall C \text{ LLC } T \text{ m } a \text{ v } t' \text{ m}' \text{ v}'$,
`red C LLC empty_stack empty_state t m v` \rightarrow
`typing C empty_gamma empty_phi t T` \rightarrow
`~is_error v` \rightarrow
`ll_typdefctx_ok C LLC` \rightarrow
`tr_trm C LLC a t t'` \rightarrow
`wf_typdefctx C` \rightarrow
`wf_trm C t` \rightarrow
`wf_typ C T` \rightarrow
 $\exists v' \text{ m}'$, `tr_state C LLC a m m'`
 \wedge `tr_val C LLC a v v'`
 \wedge `red C LLC empty_stack empty_state t' m' v'`.

Project extent

Accomplished goals:

- Defined a high-level language convenient to argue about data-layout transformations.

Project extent

Accomplished goals:

- Defined a high-level language convenient to argue about data-layout transformations.
- Found a way to connect it to realistic low-level semantics.

Project extent

Accomplished goals:

- Defined a high-level language convenient to argue about data-layout transformations.
- Found a way to connect it to realistic low-level semantics.
- Basically proved the correctness of:
 - Field grouping.
 - Array tiling.
 - AoS to SoA.

Project extent

Accomplished goals:

- Defined a high-level language convenient to argue about data-layout transformations.
- Found a way to connect it to realistic low-level semantics.
- Basically proved the correctness of:
 - Field grouping.
 - Array tiling.
 - AoS to SoA.

Some statistics:

lines of spec	lines of proof	lines of comments
2723	3103	668

Future work

Next steps:

- Formalization of the transformation 'adding indirection'.
- Realizations of the transformations as functions.
- Some arithmetic results in the tiling and low-level transformations.
- Work on loops and add loop transformations.
- Connect the low-level language with CompCert (at which level?)

Thanks!